

# Keysight Technologies

## Bandwidth and Rise Time Requirements for Making Accurate Oscilloscope Measurements

Application Note





## Introduction

How much oscilloscope bandwidth do you need and how fast does the rise time need to be to measure your signals accurately? Oscilloscope users ask this question regularly, but getting a good answer is typically difficult. The answer depends on the frequency response roll-off characteristics of the signal under test (SUT); it must be down about 15 db or more at the scope bandwidth. Most users don't know the roll-off characteristics of their signals, so this answer isn't likely to be useful.

The roll-off characteristics will largely determine the amount of overshoot present in the step response of the SUT, so it may be more useful to have some "rules of thumb" for the bandwidth and rise time margin you need, based on the amount of overshoot.

To that end, we ran simulations in ADS (Keysight Technologies, Inc. Advanced Design System) for two different cases: a step with no significant overshoot (a fifth-order Bessel response) and a step with about 10% overshoot (a fourth-order Butterworth response). The oscilloscope frequency response used for these simulations is the flat phase and magnitude response used in Keysight high performance oscilloscopes. These simulations were normalized to a 1-GHz bandwidth, but the results apply for any bandwidth.

## Signal under test with little or no overshoot in the step response

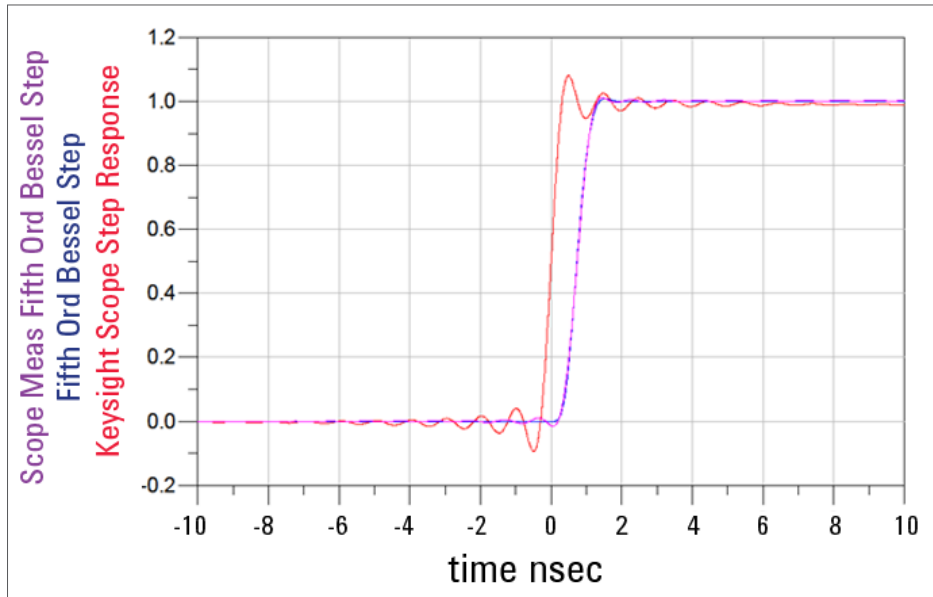


Figure 1. 1-GHz scope step response and scope measuring a step with little overshoot

In Figure 1, the red trace is the step response of a 1-GHz scope channel, the blue trace is the step response of a fifth-order Bessel filter, and the magenta trace is the step response of the scope measuring the fifth-order Bessel filter step. The bandwidth of the fifth-order Bessel filter was adjusted as high as possible until the rise time of the scope measurement of the Bessel step (magenta) was within 3% of the Bessel step rise time (blue).

### Measurement results

Scope rise time	434.7 pS
Fifth-order Bessel rise time	678.0 pS
Scope rise time measurement of fifth-order Bessel step	697.8 pS
Error in scope measurement	2.911%
Fifth-order Bessel rise time/scope rise time	1.560

The bandwidth of the Bessel filter that limited the rise time error to 3% or less turned out to be 520 MHz. The frequency response of the Bessel filter and the scope are shown in Figure 2. Note that the Bessel filter is down -14.3 db at the scope bandwidth.

## Signal under test with little or no overshoot in the step response

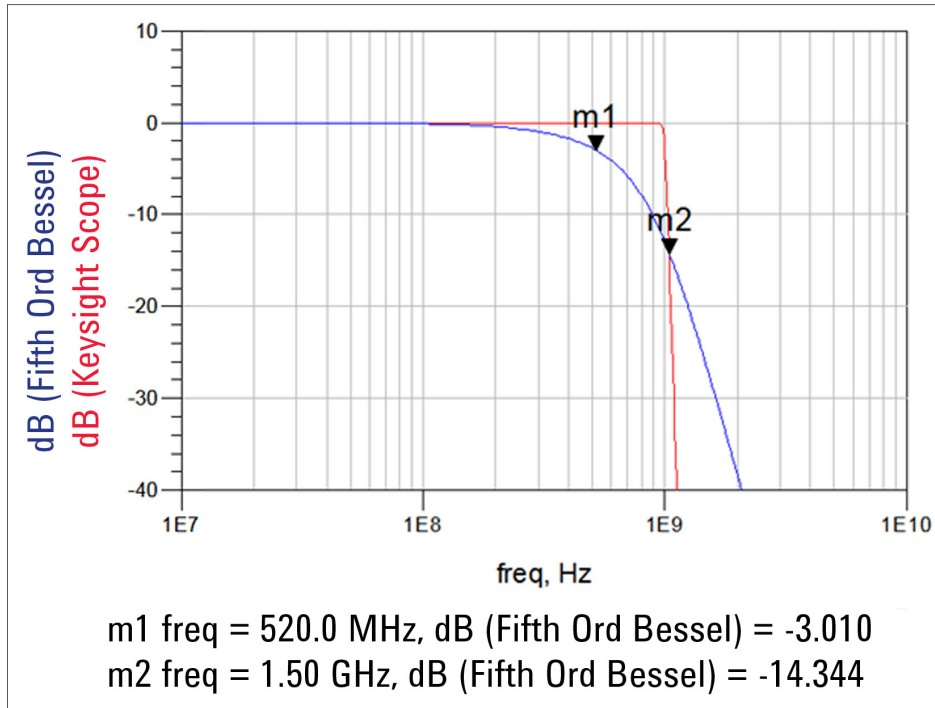


Figure 2. Frequency response of 1-GHz scope channel and fifth-order Bessel filter

## Signal under test with ~10% overshoot in the step response

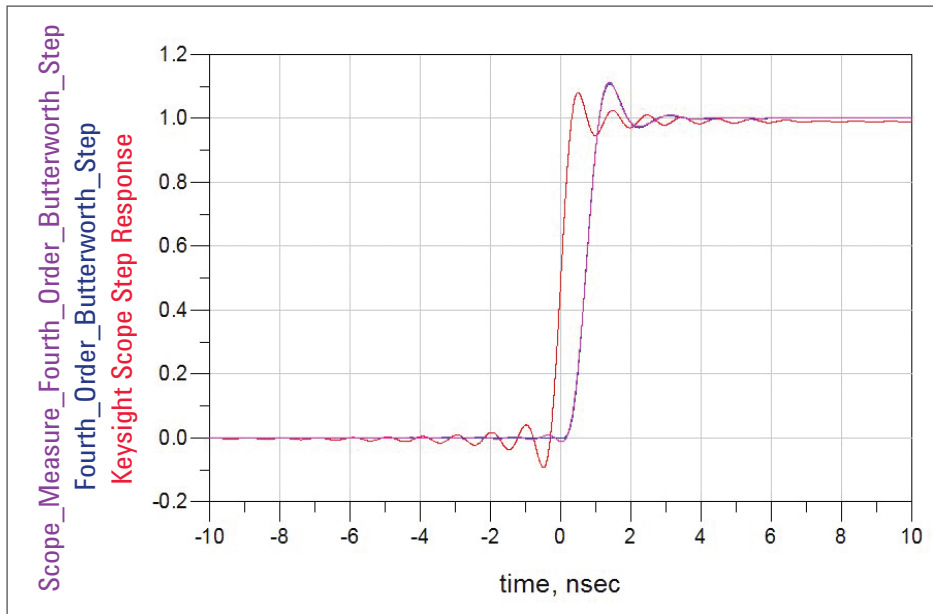


Figure 3. 1-GHz scope step response and scope measuring a step with 10% overshoot

In Figure 3, the red trace is the step response of a 1-GHz scope channel, the blue trace is the step response of a fourth-order Butterworth filter, and the magenta trace is the step response of the scope measuring the fourth-order Butterworth filter step. The bandwidth of the fourth-order Butterworth filter was adjusted as high as possible until the rise time of the scope measurement of the Butterworth step (magenta) was within 3% of the Butterworth step rise time (blue). Tabular results of measurements on these steps are:

Measurement results	
Scope rise time	434.7 pS
Fifth-order Bessel rise time	608.2 pS
Scope rise time measurement of fifth-order Bessel step	697.8 pS
Error in scope measurement	2.819%
Fifth-order Bessel rise time/scope rise time	1.399

The bandwidth of the Bessel filter that limited the rise time error to 3% or less turned out to be 640 MHz. The frequency response of the Butterworth filter and the scope are shown in Figure 4. Note that the Butterworth filter is down -17.3 db at the scope bandwidth.

## Signal under test with ~10% overshoot in the step response

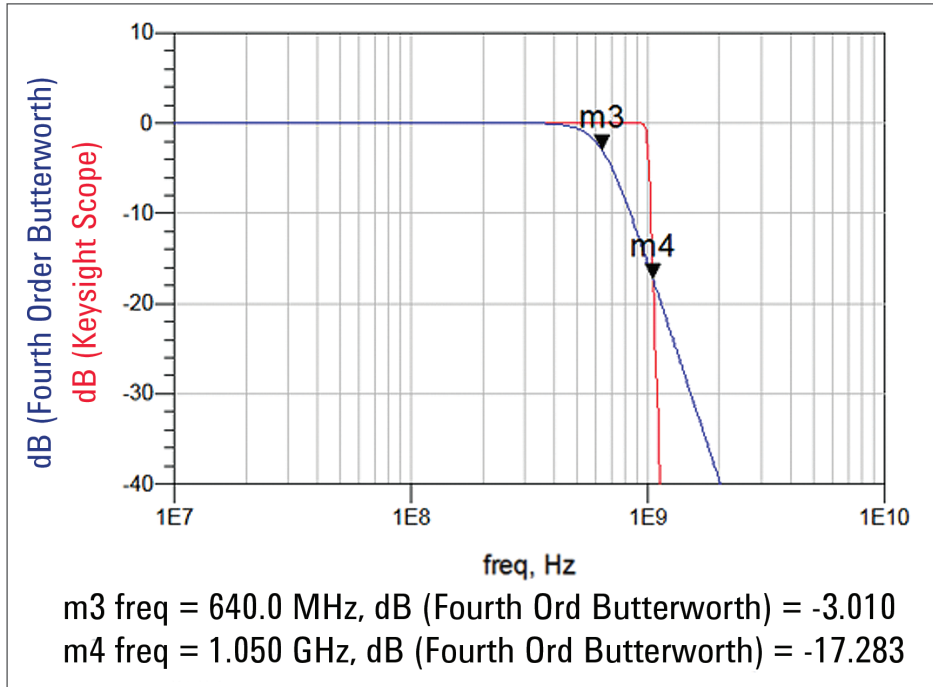


Figure 4. Frequency response of 1 GHz scope channel and fourth order Butterworth filter

## Conclusions

- No great surprise: the faster the signal frequency response rolls off, the closer the 3 db bandwidth of the signal can get to the bandwidth of the scope.
- Because the rise time\*bandwidth products are different for the scope versus the signal, you can't simply say that if the signal needs to be less than or equal to X times the scope bandwidth, then the signal rise time needs to be greater or equal to 1/X times the scope rise time.

## Rules of thumb for determining adequate oscilloscope bandwidth/risetime

Signal under test has little overshoot in its step response


For less than 3% error in the rise time measurement:

- Signal bandwidth  $< \sim .52 \times$  scope bandwidth (about half)
- Signal rise time  $> \sim 1.56 \times$  scope rise time

Signal under test has around 10% overshoot in its step response

For less than 3% error in the rise time measurement:

- Signal bandwidth  $< \sim .64 \times$  scope bandwidth (more than half)
- Signal rise time  $> \sim 1.4 \times$  scope rise time



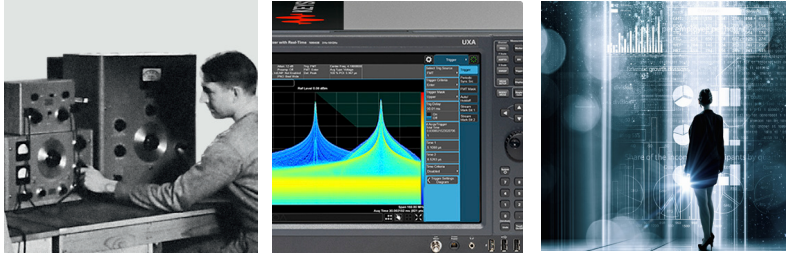
Keysight Oscilloscopes

Multiple form factors from 20 MHz to >90 GHz | Industry leading specs | Powerful applications

## Evolving Since 1939

Our unique combination of hardware, software, services, and people can help you reach your next breakthrough. We are unlocking the future of technology.

From Hewlett-Packard to Agilent to Keysight.



For more information on Keysight Technologies' products, applications or services, please contact your local Keysight office. The complete list is available at: [www.keysight.com/find/contactus](http://www.keysight.com/find/contactus)

### Americas

Canada	(877) 894 4414
Brazil	55 11 3351 7010
Mexico	001 800 254 2440
United States	(800) 829 4444

### Asia Pacific

Australia	1 800 629 485
China	800 810 0189
Hong Kong	800 938 693
India	1 800 11 2626
Japan	0120 (421) 345
Korea	080 769 0800
Malaysia	1 800 888 848
Singapore	1 800 375 8100
Taiwan	0800 047 866
Other AP Countries	(65) 6375 8100

### Europe & Middle East

Austria	0800 001122
Belgium	0800 58580
Finland	0800 523252
France	0805 980333
Germany	0800 6270999
Ireland	1800 832700
Israel	1 809 343051
Italy	800 599100
Luxembourg	+32 800 58580
Netherlands	0800 0233200
Russia	8800 5009286
Spain	800 000154
Sweden	0200 882255
Switzerland	0800 805353
	Opt. 1 (DE)
	Opt. 2 (FR)
	Opt. 3 (IT)
United Kingdom	0800 0260637

For other unlisted countries:  
[www.keysight.com/find/contactus](http://www.keysight.com/find/contactus)  
(BP-9-7-17)

**DEKRA Certified**  
ISO 9001 Quality Management System

[www.keysight.com/go/quality](http://www.keysight.com/go/quality)  
Keysight Technologies, Inc.  
DEKRA Certified ISO 9001:2015  
Quality Management System

### myKeysight

#### myKeysight

[www.keysight.com/find/mykeysight](http://www.keysight.com/find/mykeysight)

A personalized view into the information most relevant to you.

[www.keysight.com/find/emt\\_product\\_registration](http://www.keysight.com/find/emt_product_registration)

Register your products to get up-to-date product information and find warranty information.

### KEYSIGHT SERVICES

Accelerate Technology Adoption.  
Lower costs.

#### Keysight Services

[www.keysight.com/find/service](http://www.keysight.com/find/service)

Keysight Services can help from acquisition to renewal across your instrument's lifecycle. Our comprehensive service offerings—one-stop calibration, repair, asset management, technology refresh, consulting, training and more—helps you improve product quality and lower costs.



#### Keysight Assurance Plans

[www.keysight.com/find/AssurancePlans](http://www.keysight.com/find/AssurancePlans)

Up to ten years of protection and no budgetary surprises to ensure your instruments are operating to specification, so you can rely on accurate measurements.

#### Keysight Channel Partners

[www.keysight.com/find/channelpartners](http://www.keysight.com/find/channelpartners)

Get the best of both worlds: Keysight's measurement expertise and product breadth, combined with channel partner convenience.



This information is subject to change without notice.  
© Keysight Technologies, 2017  
Published in USA, December 1, 2017  
5991-0662EN  
[www.keysight.com](http://www.keysight.com)